

TANDBERG

Gatekeeper

Software Release Notes

Software Version N6

D50527 revision 2

October 2008

TABLE OF CONTENTS

DOCUMENT REVISION HISTORY.....	3
SOFTWARE RELEASE NOTES FOR TANDBERG GATEKEEPER VERSION N6.1	4
Introduction	4
New Features	4
Changes and Improvements since Previous Version	4
<i>Security.....</i>	4
<i>Multiway (Beta).....</i>	4
<i>RAS Messaging.....</i>	4
<i>Registration Control.....</i>	4
<i>Call Control.....</i>	5
<i>IP</i>	5
Known Limitations.....	6
<i>TANDBERG.....</i>	6
<i>Cisco.....</i>	7
<i>RADVISION.....</i>	7
<i>Linksys.....</i>	7
SOFTWARE RELEASE NOTES FOR TANDBERG GATEKEEPER VERSION N6.0	8
Introduction	8
New Features	8
<i>Multiple Traversal Server Support.....</i>	8
<i>3rd Party API Support.....</i>	8
<i>Command Line Help.....</i>	9
<i>Command Line Completion.....</i>	9
<i>Web Server Certificate</i>	9
Changes and Improvements since Previous Version	10
<i>Security.....</i>	10
<i>Multiway (Beta).....</i>	10
<i>RAS Messaging.....</i>	10
<i>Registration Control.....</i>	10
<i>Call Control.....</i>	10
<i>Usability.....</i>	11
<i>IP</i>	11
Known Limitations.....	12
<i>TANDBERG.....</i>	12
<i>Cisco.....</i>	13
<i>RADVISION.....</i>	13
<i>Linksys.....</i>	13
Supplemental Notes to Manuals.....	14
<i>Software Versions</i>	14
<i>References/Related Documents</i>	14
<i>Network Support.....</i>	14
<i>Layer 4 Ports Used.....</i>	15
Interoperability Testing	16
<i>Gatekeepers/Traversal Servers.....</i>	16
<i>Gateway Interoperability.....</i>	16
<i>MCU Interoperability.....</i>	17
<i>Streaming Servers.....</i>	17
<i>Endpoint Interoperability.....</i>	17
<i>Firewall Interoperability</i>	19

DOCUMENT REVISION HISTORY

Revision 2	Release of N6.1, Minor Release
Revision 1	Release of N6.0, Initial Version

SOFTWARE RELEASE NOTES FOR TANDBERG GATEKEEPER VERSION N6.1

Introduction

These release notes describe the features and capabilities included in the TANDBERG Gatekeeper software version N6.1 released on 1 September 2008.

New Features

N6.1 is a maintenance only release. No new features or functionality are included within this version over the previous release, N6.0.

Changes and Improvements since Previous Version

Security

The timer that records the gatekeeper's "Up Time" will now continue to increment beyond 49.7 days without wrapping [Ref. # 50796].

The TANDBERG Gatekeeper will now ensure all call identifiers ids are unique which will eliminate intermittent call setup failures [Ref. # 49500].

The TANDBERG Gatekeeper has been updated to prevent exposure to web based cross-site scripting vulnerabilities [Ref. # 49160].

Multiway (Beta)

During the setup of a Multiway (beta) call through the TANDBERG Gatekeeper, the setup messages will now include the requested bandwidth of the original call, even if the call has been down sped [Ref. # 54542].

RAS Messaging

The TANDBERG Gatekeeper will now accept an LCF from a configured alternate if it is running a version of software prior to N6.1 [Ref. # 54469].

If the TANDBERG Gatekeeper received a RRQ message which had been malformed, the box would unexpectedly restart; this issue was been resolved [Ref. # 53276].

If the TANDBERG Gatekeeper received an unexpected facility message while in a specific call scenario this would cause the Gatekeeper to become unstable and subsequently restart, this issue was been resolved [Ref. # 53228].

Registration Control

The TANDBERG Gatekeeper will no longer allow an additive registration to be accepted without first checking if there is a matching entity in the Allow and/or Deny List Policy [Ref. # 52560].

When using the web interface of the TANDBERG Gatekeeper, an administrator can now enter a registration restriction pattern with a maximum of 60 characters [Ref. # 51892].

Call Control

An issue has been resolved where the TANDBERG Gatekeeper became unstable and subsequently restart if the 'xcommand checkbandwidth' command was issued on the Traversal Subzone while it is was being used [Ref. # 52746].

An issue has been resolved with the CPL Policy on the TANDBERERG Gatekeeper that will enforce the authenticated user field to be included when the policy is evoked [Ref. # 50832].

IP

An issue has been resolved with SSH while the TANDBERG Gatekeeper is running in IPv6 mode [Ref. # 49416].

Known Limitations

TANDBERG

<i>Ref. ID</i>	<i>Equipment</i>	<i>Limitations</i>
N/A	TANDBERG Gatekeeper ver N6.1	If the gatekeeper is ever set back to default values using the 'xCommand DefaultValueSet Level(r): <1..3>' command, the system will not automatically add the default links back into the configuration. In order to add the default links, issue the command 'xCommand DefaultLinksAdd'.
N/A	TANDBERG Gatekeeper ver N6.1	Within the registration status, the gatekeeper will always report the connection in which the RAS traffic uses for communication within the 'rasAddress' field, rather than the address specified within the RAS messages themselves. This is normal operation as the gatekeeper will always use the established RAS connection for communication with the endpoint.
N/A	TANDBERG Gatekeeper ver N6.1	If an IP gateway is not available for the IP network in which the system is installed, the gatekeeper must be configured with a non-occupied, valid IP address on the subnet.
N/A	TANDBERG Gatekeeper ver N6.1	Due to a limitation within RAS messaging, an endpoint that supports an IPv4/IPv6 hybrid configuration will not be able to register to the TANDBERG Gatekeeper with both an IPv4 and IPv6 call signaling address. This is due to the fact that only one call signaling address can be transmitted within the 'callSignalingAddress' field of any RAS message, thereby limiting the endpoint to only specifying either the IPv4 or IPv6 address when registering to the gatekeeper.
N/A	TANDBERG Gatekeeper ver N6.1	If connecting to the gatekeeper web interface using the DNS host name of the box and both HTTPS and session timeouts are enabled, the gatekeeper will not permit full login to the administrative interface. It is recommended that the IP address is used when the box is installed with this configuration as the issue is not present when using IP addressing.
N/A	TANDBERG Gatekeeper ver N6.1	The TANDBERG Gatekeeper will always report TCP port 1720 for the destination call signaling port, regardless of what port is actually used. This report is sent over XML to an external management system (e.g. TANDBERG Management Suite)
N/A	TANDBERG Gatekeeper ver N6.1	If an incoming registration is received on port 65535, the gatekeeper will reject the registration as 'invalidRasAddress'. This will be improved in a later version.
N/A	TANDBERG Gatekeeper ver N6.1	If a Multiway conference is running in conjunction with the TANDBERG Gatekeeper and the host participant attempts to add a telephony site, video will not be displayed on the dialing endpoint.
N/A	TANDBERG Management Suite ver 11.6 and later	If 'Session time out' is enabled, TMS 11.6 will not be able to control the TANDBERG Gatekeeper.

Cisco

<i>Equipment</i>	<i>Limitations</i>
Cisco Call Manager	Registering multiple trunks from a single Call Manager Server is not supported. When trying to register multiple trunks, one of them may be rejected as 'Insufficient Resources'.

RADVISION

<i>Equipment</i>	<i>Limitations</i>
RADVISION L2W Gateway ver 2.2.3.2.5	Due to the signaling coming from the RADVISION L2W GW, calls will disconnect if it is not registered into its own subzone and the GK is set to indirect mode and registered to a BC. The reason behind this error is because the GW tries to connect a call to itself on a random port it has not registered with. In order to resolve this issue, either place the Gatekeeper into 'Direct' mode for 'Calls to Unknown IP Addresses' or create a subzone for the GW.

Linksys

<i>Equipment</i>	<i>Limitations</i>
Linksys WRT54G hardware version 5	Linksys Router WRT54G hardware version 5 appears to change the source ports of outbound connections opened for a prolonged period of time. As such, H.323 calls that are made from or to systems registered to either a gatekeeper or Border Controller behind this router will disconnect at random times. This issue has been presented to Linksys.

SOFTWARE RELEASE NOTES FOR TANDBERG GATEKEEPER VERSION N6.0

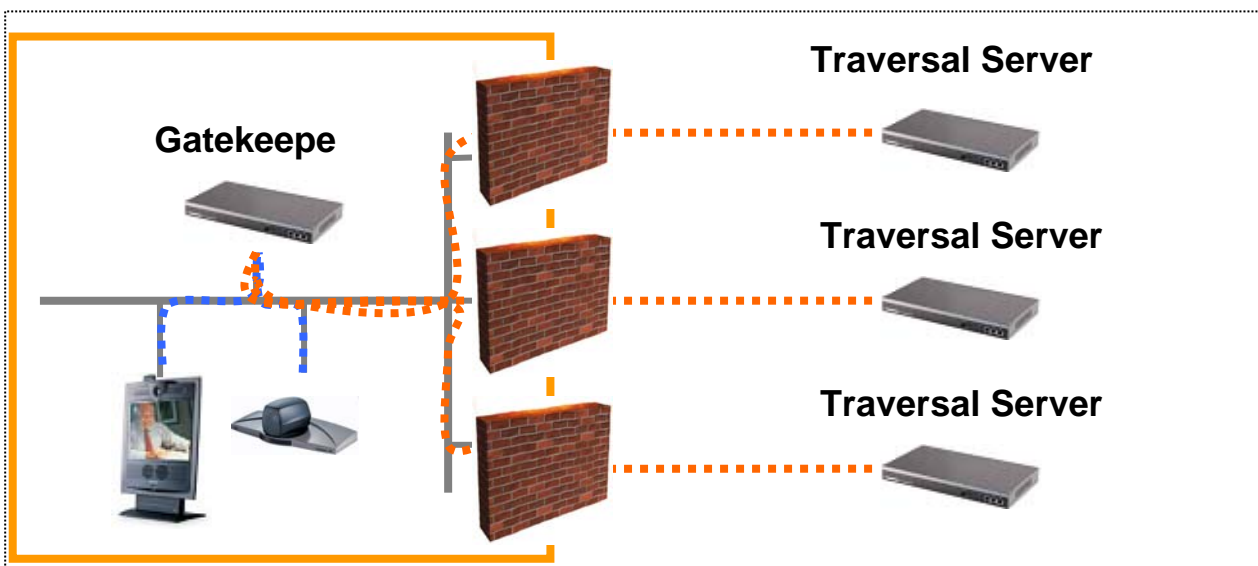
Introduction

These release notes describe the features and capabilities included in the TANDBERG Gatekeeper software version N6.0 released on 27 March 2008.

New Features

Multiple Traversal Server Support

The TANDBERG Gatekeeper now supports the ability to be simultaneously configured as a traversal client to multiple TANDBERG Border Controllers and/or multiple TANDBERG VCS Expressway systems. The Gatekeeper now supports up to 50 concurrent traversal zones which can be configured through the web interface or the CLI.

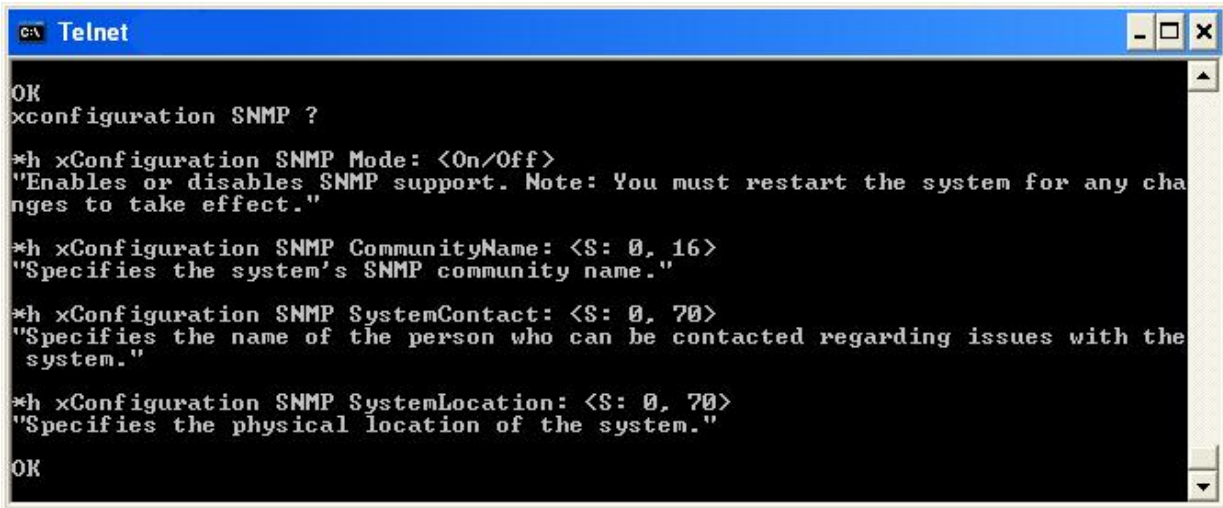


3rd Party API Support

TANDBERG Gatekeeper administrators can now retrieve the WSDL (Web Services Description Language) file from the TANDBERG Gatekeeper web interface. This file will detail the functionality available through the API of the TANDBERG Gatekeeper system [Ref. 24503].

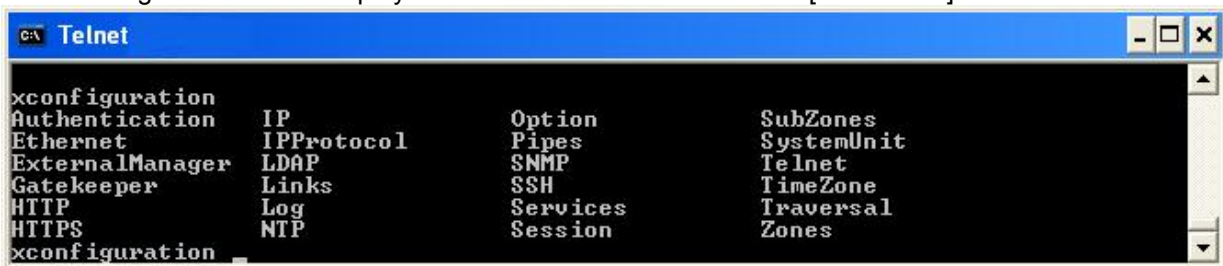
Command Line Help

Descriptions have been added to the CLI of the TANDBERG Gatekeeper. When a question mark (?) is entered after an 'xcommand' or 'xconfiguration' parameter, a brief explanation of that command or parameter is displayed. In the example below the question mark '?' was entered after the 'xconfiguration SNMP' parameter which displayed a brief description of the available parameters [Ref. 17110].



Command Line Completion

When typing an 'xcommand' or 'xconfiguration' parameter, the 'TAB' key can now be used to complete the command word or offer possible completion words. If the 'TAB' key is pressed twice it will display a list of possible commands that are available. In the example below the 'TAB' key was pressed twice after 'xconfiguration' which displayed the list of available commands [Ref. 46877].



Web Server Certificate

It is now possible to upload a HTTPS Certificate and a Private Key through the web interface of the TANDBERG Gatekeeper. A restart of the Gatekeeper is required for the new certificate to take effect.



Changes and Improvements since Previous Version

Security

An issue has been resolved that caused a software upgrade prior to N6.0 to fail if the 'System Name' of the TANDBERG Gatekeeper included 3 dashes [Ref. 47527].

If a registration expires and the endpoint fails to respond to an IRQ, the TANDBERG Gatekeeper will terminate all calls associated with that registration. The terminated calls will now be logged in the Event log of the Gatekeeper as Detail="Endpoint not responding to IRQ" [Ref. 50198].

Multiway (Beta)

The TANDBERG Multiway functionality will now support the use of a Codian MCU in addition to the TANDBERG MPS as was supported previously [Ref. 48783].

RAS Messaging

The output of syslog 3 has been improved to include a summary statement of the None Standard Messaging (NSM) in H.323 RAS Messaging [Ref. 36783].

The TANDBERG Gatekeeper will no longer send an ARJ message in response to an ARQ message it receives which does not contain a 'srcCallSignalAddress' as this is an optional field. The address that the ARQ originates from will now be used in the absence of a 'srcCallSignalAddress' [Ref. 44418].

The TANDBERG Gatekeeper will successfully accept a call when attempting to dial an IP + Extension dial string from an unregistered Polycom endpoints [Ref. 47707].

The ability to troubleshoot a Multiway call has been improved through the use of the 'syslog' command. If a point-to-point call deploys Multiway to add another participant, the output of 'syslog 1' can be captured to view the RAS messaging used in the setup of the Multiway call [Ref. 49238].

If a TANDBERG Gatekeeper has an alternate configured, the alternate Gatekeeper will no longer return an LCF for a dialled IP address if the alternate is set to 'Direct' [Ref. 49645].

Registration Control

Non-ASCII characters can be used as part of an E.164 alias within a registration request and case sensitivity is no longer taken into account during an endpoint lookup [Ref. 46600].

Within the TANDBERG Gatekeeper, an administrator can successfully rename any configured subzones, links, or pipes without affecting their functionality after the unit has been reboot [Ref. 50337].

The TANDBERG Gatekeeper no longer requires a LWRRQ request to contain a H.323 ID which was previously a requirement if it was configured to restrict registrations based on an 'Allow' or 'Deny' List [Ref. 50399].

Call Control

If multiple MCUs and/or gateways are registered with the identical prefix to either a single TANDBERG Gatekeeper or any of its alternates, the Gatekeeper will now deploy a form of load-balancing between the multiple devices. The statistical round robin technique distributes the calls between the devices on a balanced basis provided none of the devices return an 'Out of Resources' RAI message. The alternate search mechanism has also been improved to load-balance the calls across all available MCUs and/or gateways regardless if they are registered to the primary Gatekeeper or one of its alternates [Ref. 42796].

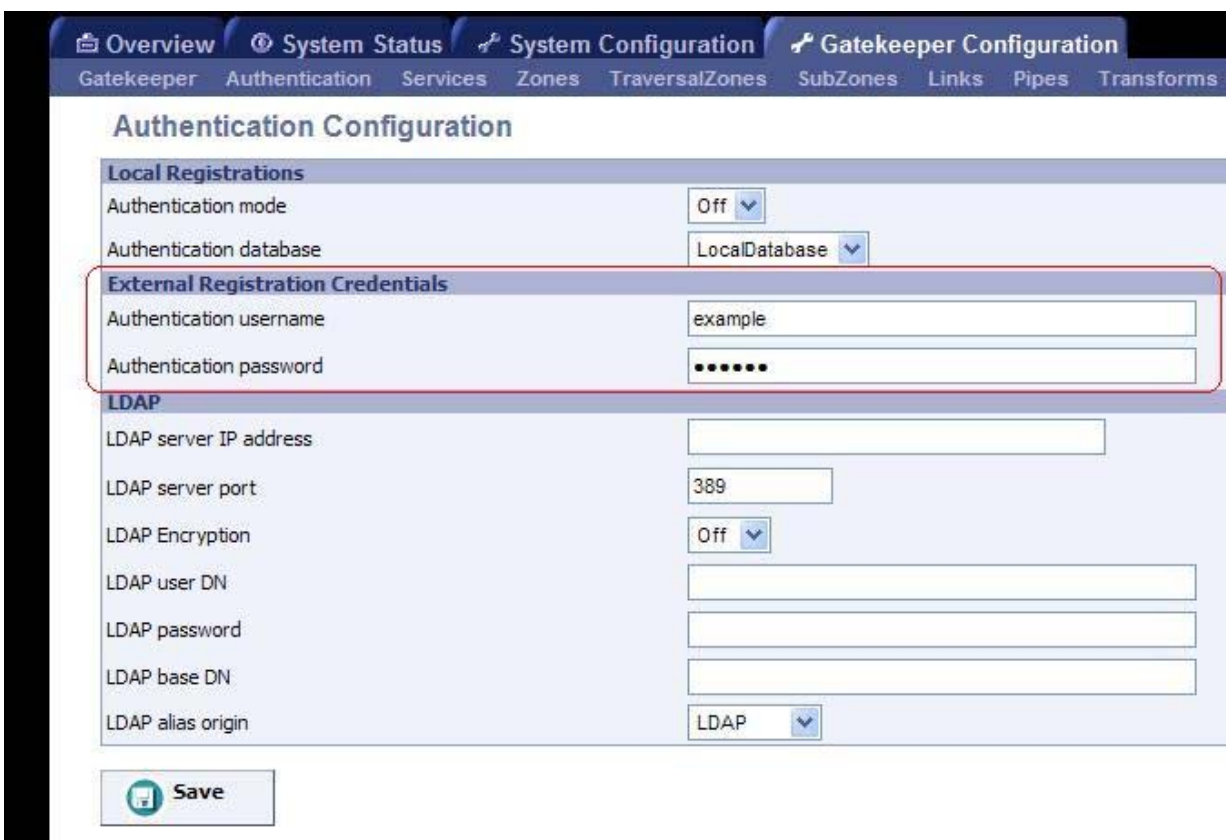
Usability

A reboot is no longer required if the 'Logging Level' of the 'Remote Syslog Server' has been changed [Ref. 44517].

An issue has been resolved where it was not possible to re-enter options keys through the CLI after the 'xcommand DefaultValueSet 3' command had been issued [Ref. 44785].

Through the CLI of the TANDBERG Gatekeeper it is possible to view the 'Alias ID' of a particular alias entered in the 'Allow' or 'Deny' Lists. An administrator can now delete an Alias by its ID # in conjunction with 'xcommand AllowListDelete' or 'xcommand DenyListDelete' [Ref. 45321].

Within the web interface and the CLI on the TANDBERG Gatekeeper, the authentication username and password which is presented to a Traversal Server as part of the TANDBERG Expressway Solution can be configured for the traversal zone and is independent from the System Name of the unit. The CLI commands are 'xconfiguration Authentication Username' and 'xconfiguration Authentication Password' [Ref. 47249].



If a change is made to the Authentication Username and/or Password used in a traversal zone, the TANDBERG Gatekeeper will immediately attempt to re-establish a connection with the Traversal Server [Ref. 47445].

IP

If the NTP address field is left 'blank', the 'Status' of the NTP Server will no longer so as *initializing* [Ref. 30997].

Known Limitations

TANDBERG

<i>Ref. ID</i>	<i>Equipment</i>	<i>Limitations</i>
N/A	TANDBERG Gatekeeper ver N6.0	If the gatekeeper is ever set back to default values using the 'xCommand DefaultValueSet Level(r): <1..3>' command, the system will not automatically add the default links back into the configuration. In order to add the default links, issue the command 'xCommand DefaultLinksAdd'.
N/A	TANDBERG Gatekeeper ver N6.0	Within the registration status, the gatekeeper will always report the connection in which the RAS traffic uses for communication within the 'rasAddress' field, rather than the address specified within the RAS messages themselves. This is normal operation as the gatekeeper will always use the established RAS connection for communication with the endpoint.
N/A	TANDBERG Gatekeeper ver N6.0	If an IP gateway is not available for the IP network in which the system is installed, the gatekeeper must be configured with a non-occupied, valid IP address on the subnet.
N/A	TANDBERG Gatekeeper ver N6.0	Due to a limitation within RAS messaging, an endpoint that supports an IPv4/IPv6 hybrid configuration will not be able to register to the TANDBERG Gatekeeper with both an IPv4 and IPv6 call signaling address. This is due to the fact that only one call signaling address can be transmitted within the 'callSignalingAddress' field of any RAS message, thereby limiting the endpoint to only specifying either the IPv4 or IPv6 address when registering to the gatekeeper.
N/A	TANDBERG Gatekeeper ver N6.0	If connecting to the gatekeeper web interface using the DNS host name of the box and both HTTPS and session timeouts are enabled, the gatekeeper will not permit full login to the administrative interface. It is recommended that the IP address is used when the box is installed with this configuration as the issue is not present when using IP addressing.
N/A	TANDBERG Gatekeeper ver N6.0	The TANDBERG Gatekeeper will always report TCP port 1720 for the destination call signaling port, regardless of what port is actually used. This report is sent over XML to an external management system (e.g. TANDBERG Management Suite)
N/A	TANDBERG Gatekeeper ver N6.0	If an incoming registration is received on port 65535, the gatekeeper will reject the registration as 'invalidRasAddress'. This will be improved in a later version.
N/A	TANDBERG Gatekeeper ver N6.0	If a Multiway conference is running in conjunction with the TANDBERG Gatekeeper and the host participant attempts to add a telephony site, video will not be displayed on the dialing endpoint.
N/A	TANDBERG Management Suite ver 11.6 and later	If 'Session time out' is enabled, TMS 11.6 will not be able to control the TANDBERG Gatekeeper.

Cisco

<i>Equipment</i>	<i>Limitations</i>
Cisco Call Manager	Registering multiple trunks from a single Call Manager Server is not supported. When trying to register multiple trunks, one of them may be rejected as 'Insufficient Resources'.

RADVISION

<i>Equipment</i>	<i>Limitations</i>
RADVISION L2W Gateway ver 2.2.3.2.5	Due to the signaling coming from the RADVISION L2W GW, calls will disconnect if it is not registered into its own subzone and the GK is set to indirect mode and registered to a BC. The reason behind this error is because the GW tries to connect a call to itself on a random port it has not registered with. In order to resolve this issue, either place the Gatekeeper into 'Direct' mode for 'Calls to Unknown IP Addresses' or create a subzone for the GW.

Linksys

<i>Equipment</i>	<i>Limitations</i>
Linksys WRT54G hardware version 5	Linksys Router WRT54G hardware version 5 appears to change the source ports of outbound connections opened for a prolonged period of time. As such, H.323 calls that are made from or to systems registered to either a gatekeeper or Border Controller behind this router will disconnect at random times. This issue has been presented to Linksys.

Supplemental Notes to Manuals

Software Versions

The base version of the TANDBERG Gatekeeper will include an option of 25 concurrent total calls, 125 registrations and 5 traversal calls.

The base gatekeeper options can be expanded by adding total concurrent calls and registrations in increments of either 25 concurrent calls/125 registrations or 50 concurrent calls/250 registrations. These options can be increased up to a total of 2500 registrations and 500 total concurrent calls.

The TANDBERG Gatekeeper uses one of the following software files for N6.0 or later software, when n<xx> represents the software version (e.g. n60 represents N6.0).

<i>Software</i>	<i>Software File Properties</i>
s4200n<xx>	Supports AES
s42001n<xx>	Does not support AES

Expressway Options

The Expressway solution can be expanded by adding traversal calls in increments of either 5 concurrent calls or 10 concurrent calls. The number of traversal calls can be increased up to 100 concurrent calls with this software release. Traversal call options are not in addition to the total concurrent calls.

References/Related Documents

TANDBERG Website – <http://www.tandberg.com>

For all documentation, please see the TANDBERG Support Website at <http://www.tandberg.com/support/documentation.php>

See the following documents for more information on the TANDBERG Gatekeeper:

- D11381 TANDBERG Gatekeeper User Manual
- D11380 TANDBERG Gatekeeper Installation Sheet

Network Support

The TANDBERG Gatekeeper is an H.323 device and is intended to be connected to an 802.3 IP network. Only the first 802.3 Ethernet port is used, the other two are for future development. The Ethernet interface on the TANDBERG Gatekeeper supports auto speed and duplex detection as well as manually setting 100Mbit Full/Half Duplex or 10Mbit Full/Half Duplex. If at all possible, Full Duplex should be used.

Layer 4 Ports Used

<i>Function</i>	<i>Port</i>	<i>Type</i>	<i>Direction</i>
Gatekeeper RAS	1719	UDP	↔
Gatekeeper Discovery	1718	UDP	Host → GK
SSH (Includes SCP)	22	TCP	Host → GK
Telnet	23	TCP	Host → GK
HTTP / XML	80	TCP	Host → GK
HTTPS / XML	443	TCP	Host → GK
SNMP (Queries)	161	UDP	Host → GK
NTP	123	UDP	↔
LDAP Communication	389	TCP	↔
LDAPS Communication	636	TCP	↔
Incoming H.323 Call	1720	TCP	Host → GK
H.225/Q.931 Call Setup	15000:16800	TCP	↔
H.245 Call Control	19000:20800	TCP	↔
Media (RTP, RTCP)	50000:52400	UDP	↔

Interoperability Testing¹

The following systems have been tested and verified compatible with this software release.

Gatekeepers/Traversal Servers

<i>Equipment</i>	<i>Software Revision</i>	<i>H.460.18/.19²</i>	<i>Comments</i>
TANDBERG Gatekeeper	N1.0,N2.1, N3.2,N4.1	No	
	N5.2, N6.1	Yes	
TANDBERG Border Controller	Q1.0, Q2.1	No	
	Q3.1, Q5.2, Q6.1	Yes	Q3.x does not support multiplexed media.
TANDBERG VCS	X3.0, X2.1 X1.2	Yes	
Cisco MCM	12.3(10), 12.3(13a)	No	
Polycom PathNavigator	7.00.03	No	
Polycom V2IU	6.1.6	Yes	The V2IU does not support an H.460.18/.19 client proxy. As such, the proxy functionality within the TANDBERG Gatekeeper could not be tested with this system.
RADVISION ECS	4.1.0.0	No	

Gateway Interoperability

<i>Equipment</i>	<i>Software Revision</i>	<i>H.460.18/.19</i>	<i>Comments</i>
TANDBERG Gateway	G1.0, G2.1, G3.2	No	
TANDBERG 3G Gateway	R1.0, R2.0, R3.0	No	
TANDBERG Video Portal	V2.0, V3.0	No	
Cisco CallManager	4.1, 5.1, 6.1	No	
Ezenia Encounter 3000	2.0	No	
Polycom MGC 25/50/100	8.0.0.27, 7.5.1.7	No	
RADVISION gw-P20	4.0	No	

¹ All interop testing performed on systems that do not natively support either Assent or H.460.18/.19 were performed in conjunction with the TANDBERG Gatekeeper as the traversal client.

MCU Interoperability

<i>Equipment</i>	<i>Software Revision</i>	<i>H.460.18/19</i>	<i>Comments</i>
TANDBERG MCU	D2.3, D3.9, D3.10	No	
TANDBERG MPS	J1.2, J2.4, J3.1, J3.2	No	
	J.40, J4.2, J4.3	Yes	
Cisco IPVC 3540	4.2.10	No	
Codian MCU 4210	2.3(1.8), 2.4(1)	No	
Codian MCU 4505	2.3(1.8), 2.4(1)		
Polycom MGC 25/50/100	8.0.0.27, 7.5.1.7	No	
RADVISION VialP	4.2.10	No	

Streaming Servers

<i>Equipment</i>	<i>Software Revision</i>	<i>H.460.18/19</i>	<i>Comments</i>
TANDBERG Content Server	S1.0, S1.1	No	
	S2.3, S3.0, S3.1	Yes	

Endpoint Interoperability

<i>Equipment</i>	<i>Software Revision</i>	<i>H.460.18/19</i>	<i>Comments</i>
TANDBERG MXP	F1.7, F2.5, F3.4	No	
	F4.1, F5.0, F6.3, F7.0	Yes	F4.x does not support multiplexed media.
TANDBERG 150 MXP	L1.2, L2.2, L3.1	No	
	L4.2, L5.0, L5.1	Yes	L4.x does not support multiplexed media.
TANDBERG Classic	B1.3, B2.4, B3.4, B4.4, B5.1/B5.11, B6.3/E1.3, B7.4/E2.4, B8.4/E3.4, B9.2/E4.2, B10.3/E5.3	No	
Aethra VegaStar	6.0.49	No	
Cisco VT Advantage	1.0(2)	No	The endpoint was tested in conjunction with an H.225 trunk from Cisco CallManager to a TANDBERG Gatekeeper.

LifeSize Room	2.6.5(6)	No	
Microsoft NetMeeting	3.01	No	
Polycom EX	6.0.5	No	
Polycom FX	6.0.5	No	
Polycom iPower 680	6.2.0.1208	No	
Polycom iPower 9000/970	6.2.0.1208	No	
Polycom PVX	8.0.2	No	
Polycom ViaVideo	5.1.1.1009	No	
Polycom ViewStation, MP512, SP384	7.5.4	No	
Polycom VSX	8.0.3	No	
	8.7	Yes	Version 8.5 does not support multiplexed media.
Polycom HDX	2.0.1	Yes	Version 8.5.x does not support multiplexed media. Both SIP and H.323 support were tested.
Polycom V-series	8.0.3	No	
	8.7	Yes	Version 8.5 does not support multiplexed media.
Sony PCS-1	3.41	No	
Sony PCS-TL50	2.31	No	
VCON VPoint	6.50.0064	No	
VTEL Galaxy	2.2.0.070	No	

Firewall Interoperability

<i>Equipment</i>	<i>Software Revision</i>	<i>H.460.18/19</i>	<i>Comments</i>
Check Point NGX	R60	No	Due to some of the new signaling required by the H.460.18/19 standard, H.323 awareness on the Check Point firewall can cause calls to fail. It is recommended that all H.323 awareness is disabled.
Cisco PIX	6.3(3), 6.3(4), 7.0(1), 7.0(4)	No	Due to some of the new signaling required by the H.460.18/19 standard, H.323 fixup/inspect on the PIX firewall can cause calls to fail. It is recommended that all H.323 awareness is disabled.
DLink DI-514	1.03	No	
DLink DI-604	1.07DDM	No	
Linksys BEFW11S4	1.50.14	No	
Linksys WRT54G (v1)	4.02.7	No	
Linksys WRT54G (v4)	DD-WRT v23	No	
Linksys WRT54GL (v3)	4.30.5	No	
Linksys WRT54GR	1.01	No	
Linksys WRT54GS	4.70.6	No	
NetGear N314	V3.29(CF.0)b1	No	
Juniper NetScreen SSG 550	5.4.0r1.0	No	Due to some of the new signaling required by the H.460.18/19 standard, H.323 fixup/inspect on the Juniper firewall can cause calls to fail. It is recommended that all H.323 awareness is disabled.